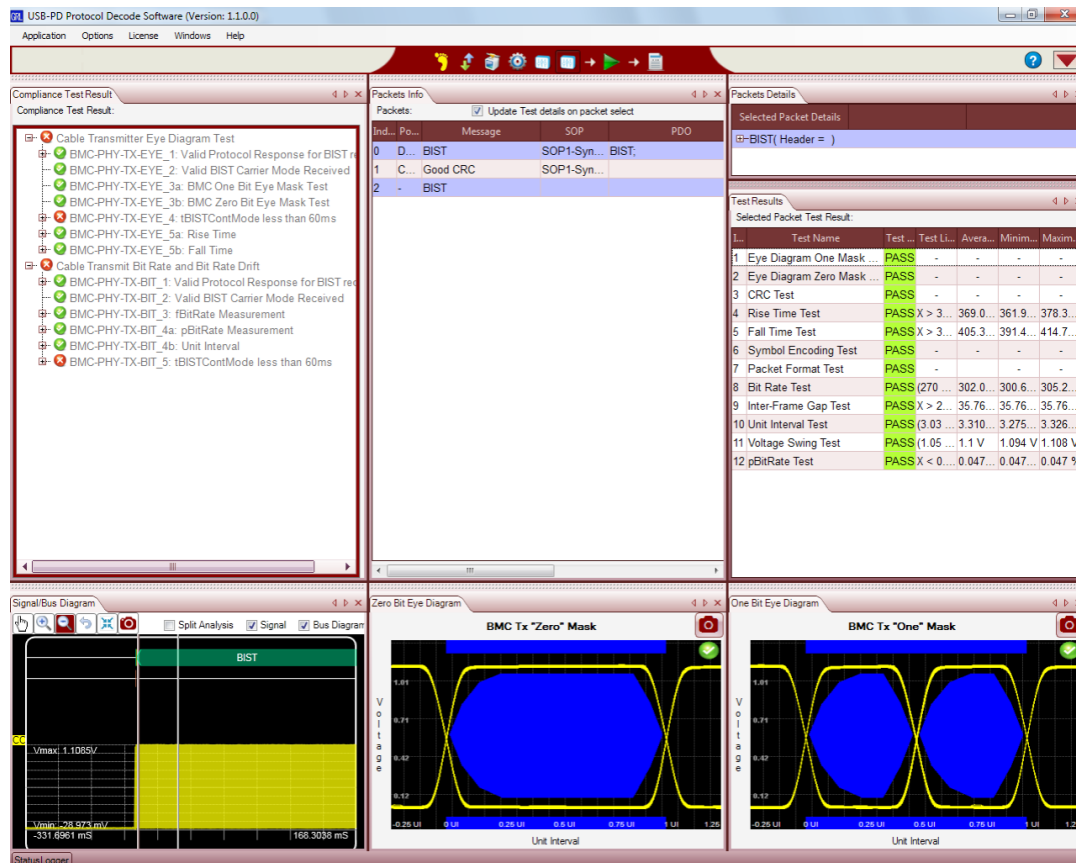


Keysight N8840A

USB Power Delivery Electrical and Protocol Compliance Test Software

For Infiniium Oscilloscopes

Data Sheet



Unlocking Measurement Insights

This application is available in the following license variation:

- Fixed to an oscilloscope

Easily Run USB Power Delivery Compliance and Validation Tests Using Your Infiniium Oscilloscopes

The Keysight Technologies, Inc. N8840A USB power delivery (PD) electrical and protocol compliance test software for Infiniium oscilloscopes gives you a fast, easy way to validate and debug your USB power delivery provider, consumer, dual-role device, and eMaker cable. USB power delivery electrical and protocol compliance test software allows you to automatically execute a USB Type-C power delivery compliance test plan for host/device and eMarker cable, and see the results in a comprehensive report format (.pdf, .csv, and .xml).

Features

USB PD electrical and protocol compliance software offers several features for design validation:

- Conforms to the latest USB-IF USB PD specification and test plan
- Performs electrical physical layer (BMC-PHY) tests
- Performs protocol layer (BMC-PROT) tests
- Performs power state (BMC-POW) tests
- Fully automates all tests required for USB PD certification
- Supports a full range of USB-PD devices test – provider, consumer, dual-role device and eMarker cable
- Automatically saves all waveforms for further analysis and debug
- Fully automates the USB PD compliance test process from product registration to certification approval

Using USB PD compliance software, you can perform required USB PD compliance test in your lab for everyday debugging and shorten your product development time.

Simple Test Setup Connections

Depending on the unit under test (UUT) type, the N8840A software provides a simple connection diagram for each of test.

Supported UUT types

- Consumer only
- Provider/consumer
- Consumer/provider
- Cable
- DRP
- Provider only

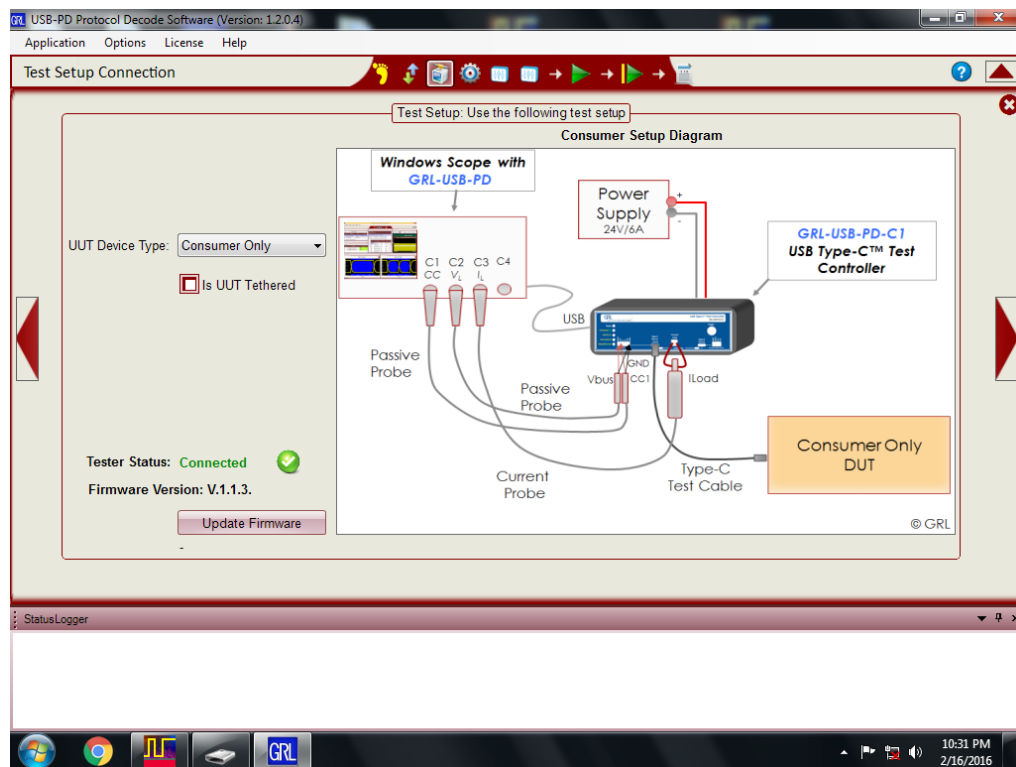


Figure 1. Test set up diagram provided by USB-PD software.

Simple Test Setup Connections (Continued)

Simplify configuration setup with capabilities identification

Keysight N8840A USB PD compliance software provides a comprehensive way to determine what kind of power data object (PDO) it is supporting, without needing the product capabilities profile that is typically provide by the developer.

If specific capabilities of UUT are unknown, the software verifies the UUT's capabilities with the USB PD controller. This function helps prevent UUT damage during testing.

For example, if the provider UUT's maximum current is entered as 3 A, and the UUT actually supports 1.5 A, test gear will perform 3 A load test for this UUT and it will probably destroy UUT. However, using the software's capabilities check feature before testing prevents such testing since the reading capabilities do not support that power profile.

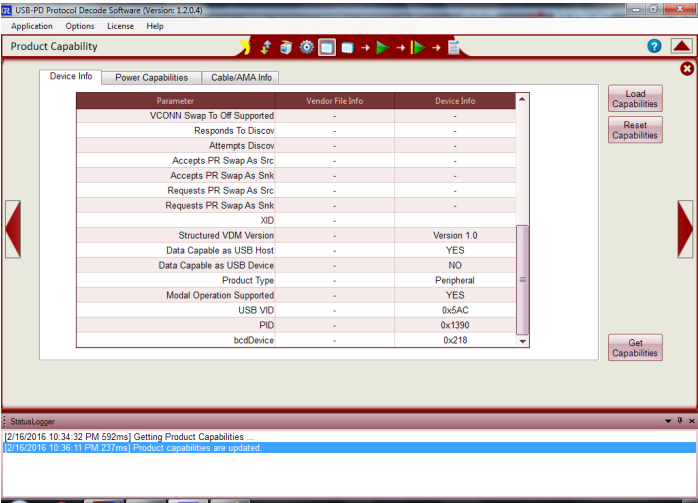


Figure 2. Device information of UUT.

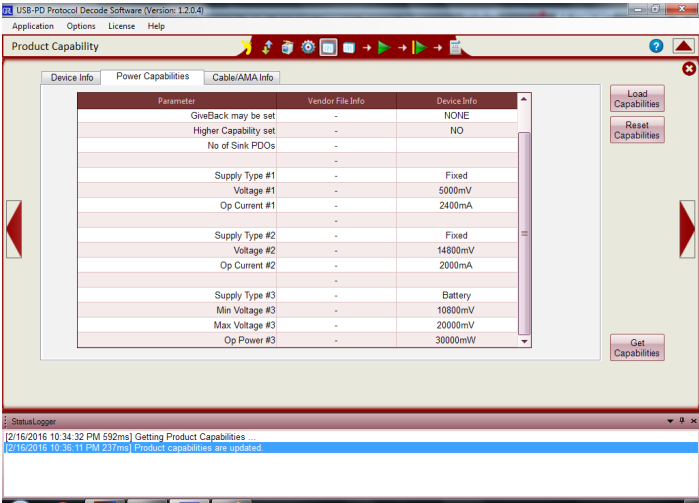
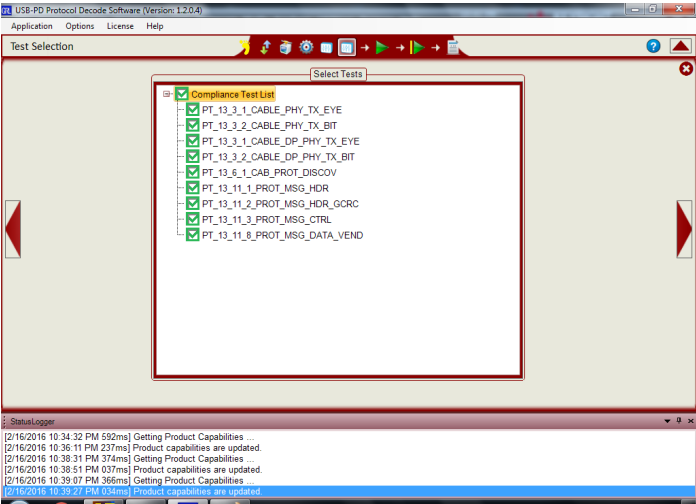


Figure 3. Power capabilities of UUT.

Solid Test Results

Software can be tested using live signals from an oscilloscope as well as saved waveforms. N8840A provides a convenient way to share test results with other teams or team members to streamline efforts to identify the root of issues. It helps you confidently launch reliable products and get to market quickly.

By using a real oscilloscope and an advanced software-based BMC clock recovery algorithm, N8840A USB PD compliance software provides the most accurate bi-phase marking coding (BMC) eye diagram with UUT's built-in self-test (BIST) waveform. This helps ensure the accuracy of signal integrity for UUT.



Selectable test items

Test items configured by the device information feature eliminates the need to test item parameters.

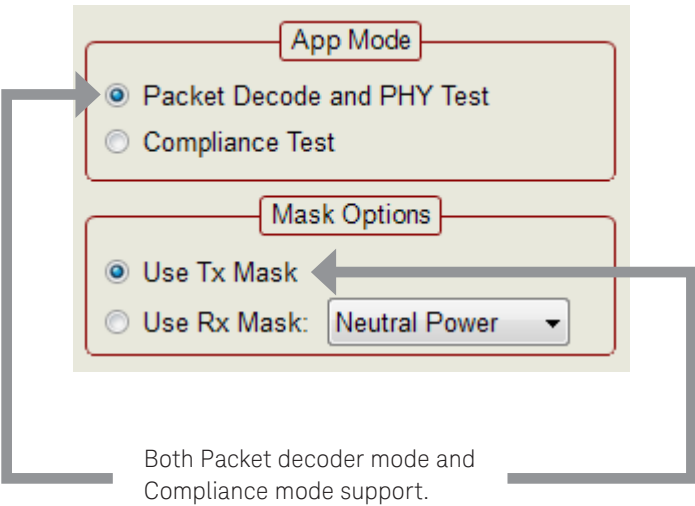


Oscilloscope-based solution

On-screen acquisition of data allows you to easily assess how well a UUT works.

Comprehensive Protocol Decoding Function

N8840A USB Type-C power delivery software provides compliance test results and a protocol decoding function of the configuration channel (CC) line signal. These capabilities give you more insight into test results and help you debug issues faster.



Packets Info							
Packets: <input checked="" type="checkbox"/> Update Test details on packet select							
In...	Port...	Message	SOP	PDO	Message...	vL	Hea... Payload ...
8	DFP	Good CRC	SOP-Sync...		Control	1	0x0...
9	DFP	PS_RDY	SOP-Sync...		Control	2	0x0...
10	UFP	Good CRC	SOP-Sync...		Control	2	0x0...
11	DFP	Get Sink Capability	SOP-Sync...		Control	3	0x0...
12	UFP	Good CRC	SOP-Sync...		Control	3	0x0...
13	UFP	Sink Capabilities	SOP-Sync...	Fixed Supply;	Data	1	0x1... 0x2A019...
14	DFP	Good CRC	SOP-Sync...		Control	1	0x0...
15	DFP	Vendor Defined	SOP-Sync...	Discover Identity-Initiator	Data	4	0x1... 0xFF008...
16	UFP	Good CRC	SOP-Sync...		Control	4	0x0...
17	UFP	Vendor Defined	SOP-Sync...	Discover Identity-Responde...	Data	2	0x5... 0x110000...
18	DFP	Good CRC	SOP-Sync...		Control	2	0x0...
19	DFP	Vendor Defined	SOP-Sync...	Discover SVIDs-Initiator	Data	5	0x1... 0xFF008...
20	UFP	Good CRC	SOP-Sync...		Control	5	0x0...
21	UFP	Vendor Defined	SOP-Sync...	Discover SVIDs-Responder...	Data	3	0x2... 0xFF010...
22	DFP	Good CRC	SOP-Sync...		Control	3	0x0...

Protocol packet decode supporting

Packet decode of BMC signals makes PHY testing on a new waveform or acquired waveform easy.

Packets Details			
Selected Packet Details			
Source Capabilities(Header = 0x31 0x61)			
P-PDO[1] = Fixed Supply-Source (0x06 0xd9 0xd1 0x28)			
P-PDO[2] = Fixed Supply-Source (0x2C 0xc1 0xd3 0xd0)			
Bit(s)	Field Description	Raw Data	Value
B31_30	Supply Type	0xd0	Fixed Supply
B29	Dual-Role Power	0xd0	False
B28	USB Suspend Supported	0xd0	False
B27	Externally Powered	0xd0	False
B26	USB Communications Capable	0xd0	False
B25	Data Role Swap	0xd0	False
B24_22	Reserved	0xd0	
B21_20	Peak Current	0xd0	Peak current equals IOC
B19_10	Voltage	0xd0	12000mV
B9_0	Maximum Current	0x12C	3000mA
P-PDO[3] = Fixed Supply-Source (0x2C 0xd1 0xd6 0xd0)			
Bit(s)	Field Description	Raw Data	Value
B31_30	Supply Type	0xd0	Fixed Supply
B29	Dual-Role Power	0xd0	False
B28	USB Suspend Supported	0xd0	False
B27	Externally Powered	0xd0	False
B26	USB Communications Capable	0xd0	False
B25	Data Role Swap	0xd0	False
B24_22	Reserved	0xd0	
B21_20	Peak Current	0xd0	Peak current equals IOC
B19_10	Voltage	0x190	20000mV
B9_0	Maximum Current	0x12C	3000mA

Protocol packet detail

Detailed protocol packet information is provided on specific packets. This example shows source support for three types of power data objects (PDOs) and shows specific PDO[2] and PDO[3] detail.

Report Generating

N8840A supports three report formats: .csv (comma separated value), XML, and PDF. This makes it easy to share result with several ways. Reports generated for saved packet lists can be printed for each test item, providing a helpful reference when the cause of test failures need to be located.

Report Generation

Choose Report Format:

☒ CSV (.csv)

☒ XML (.xml)

☒ PDF (.pdf)

Report Folder Location:

C:\Users\Administrator\Desktop

Generate Report

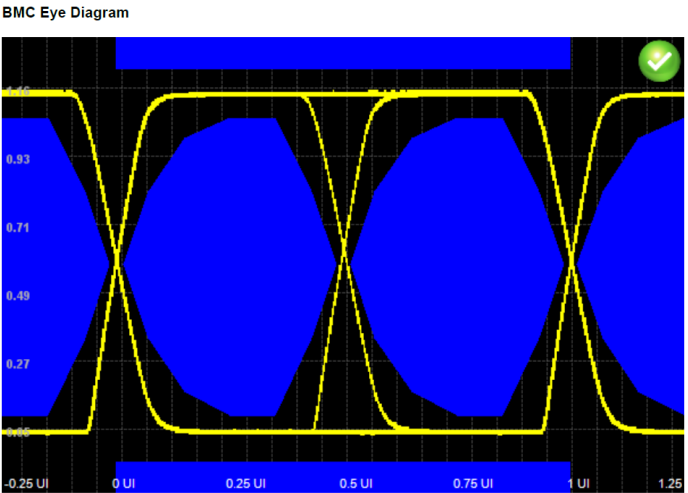
Open Report Folder

☐ Copy waveform captures into report folder

Report generation

Supporting .csv, XML, and PDF formats, N8840A makes it easy to generate test reports and see saved waveforms and results so debugging test results can be reviewed.

Compliance Test Result				
SI No	Test Sec	Test ID	Test Name	Test Result
1	13.7.1	TDA 2.1.1.1	BMC-PHY-TX-EYE	PASS
			BMC-PHY-TX-EYE-1	PASS
			>> Valid Protocol response for BIST Request	
			BMC-PHY-TX-EYE-2	PASS
			>> Valid BIST response pattern	
			BMC-PHY-TX-EYE-3	PASS
			>> Eye diagram plot	
			BMC-PHY-TX-EYE-4	PASS
			>> BIST pattern duration 45.4214947 mS (Limit <= 60ms)	
			BMC_PHY_TX_EYE_5	PASS
			>> Rise time: Average value = 355.093953 nS Minimum value = 351.856881 nS Maximum value = 359.236903 nS Minimum Limit = 300 ns	
			Fall time: Average value = 440.244680 nS Minimum value = 435.320675 nS Maximum value = 444.906345 nS Minimum Limit = 300 ns	
2	13.7.2	TDA 2.1.1.2	BMC-PHY-TX-BIT	PASS
			BMC-PHY-TX-BIT-1	PASS
			>> Valid Protocol response for BIST Request	
			BMC-PHY-TX-BIT-2	PASS
			>> Valid BIST response pattern	



Test result

Easy-to-understand test reports show details of results including the description of test item pass/fail criteria and the visualized BMC eye diagram test result so you can have confidence in the results.

Software Ordering Information

USB PD electrical and protocol compliance test software		
Fixed	User-installed	N8840A-1TP

Order Configuration

eMarker cable test

(Requires scope configuration and common configuration)

Scope configuration

1. S-Series

Product name	Description	Qty
Any bandwidth of S-Series scope	S-Series oscilloscope	1
N2873A	Passive probe (included in scope)	2

2. V-Series

Product name	Description	Qty
Any model of V-Series scope	V-Series oscilloscope	1
N5449A	High impedance adopter and passive probe	2

3. 9000 Series

Product name	Description	Qty
Any model of 9000 Series scope	9000 Series oscilloscope	1
N2873A	Passive probe (included in scope)	2

4. 90000 Series

Product name	Description	Qty
Any model of 90000 Series scope	90000 Series oscilloscope	1
E2697A	High impedance adopter and passive probe	2

5. Q-Series

Product name	Description	Qty
Any model of Q-Series scope	Q-Series oscilloscope	1
N5449A	High impedance adopter and passive probe	2



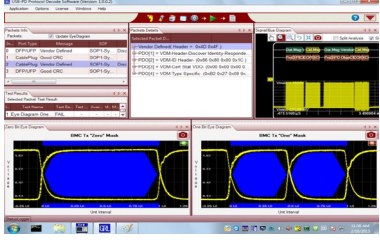
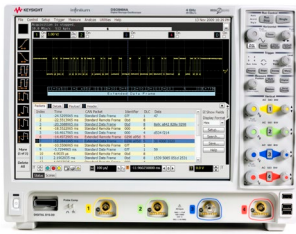
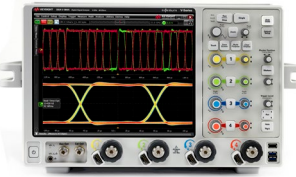




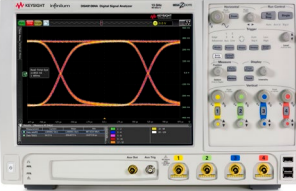
6. Z-Series

Product name	Description	Qty
Any model of Z-Series scope	Z-Series oscilloscope	1
N5449A	High impedance adopter and passive probe	2

Order Configuration (Continued)

Common configuration for eMarker cable

Product name	Description	Qty
N8840A	PD compliance software	1
N6705B (optional)	Modular power supply frame	1
N6752A (optional)	Power supply module	1
Coupon (optional)	Test fixture	1
PD controller	Power delivery controller	1

Series	Scope	Probe	Additional products
S-Series			
9000 Series		N2873A x 2 (included)	N8840A x 1
V-Series			N6705B x 1
Q-Series		N5449A x 2	N6752A x 1
Z-Series			PD coupon x1
90000 Series		N2697A x 2	PD controller x 1

Order Configuration (Continued)

Provider test

(Requires scope configuration and common configuration)

Scope configuration

1. S-Series

Product name	Description	Qty
Any bandwidth of S-Series scope	S-Series oscilloscope	1
N2873A	Passive probe (included in scope)	2
1147A/N2893A	Current probe	1

2. V-Series

Product name	Description	Qty
Any model of V-Series scope	V-Series oscilloscope	1
N5449A	High impedance adopter and passive probe	3
1147A/N2893A	Current probe	1

3. 9000 Series

Product name	Description	Qty
Any model of 9000 Series scope	9000 Series oscilloscope	1
N2873A	Passive probe (included in scope)	2
1147A/N2893A	Current probe	1

4. 90000 Series

Product name	Description	Qty
Any model of 90000 Series scope	90000 Series oscilloscope	1
E2697A	High impedance adopter and passive probe	3
N2782B/N2893B	Current probe	1
N2279A	Current probe power supply	1

5. Q-Series

Product name	Description	Qty
Any model of Q-Series scope	Q-Series oscilloscope	1
N5449A	High impedance adopter and passive probe	3
1147A/N2893A	Current probe	1



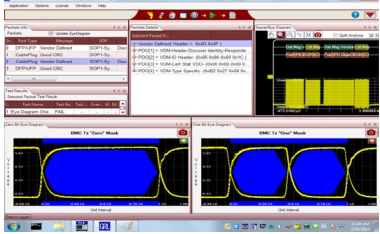
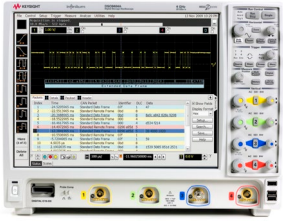


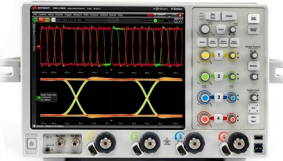










6. Z-Series

Product name	Description	Qty
Any model of Z-Series scope	Z-Series oscilloscope	1
N5449A	High impedance adopter and passive probe	3
1147A/N2893A	Current probe	1

Order Configuration (Continued)

Common configuration for provider

Product name	Description	Qty
N8840A	PD compliance software	1
N3301A	eLoad frame	1
N3303A	eLoad module	1
82357B	USB-GPIB interface	1
Coupon (optional)	Test fixture	1
PD controller	Power delivery controller	1

Series	Scope	Probe	Additional products
S-Series		 N2873A x 2 (included)	 N8840A x 1
9000 Series		 1147A or N2893A x 1	 N3301A x 1
V-Series		 N5449A x 3	 N3303A x 1
Q-Series			 82357B x 1
Z-Series			 PD coupon x 1
90000 Series		 N2697A x 3	 PD controller x 1
		 N2782B + N2279A	

Order Configuration (Continued)

Consumer test

(Requires scope configuration and common configuration)

Scope configuration

1. S-Series

Product name	Description	Qty
Any bandwidth of S-Series scope	S-Series oscilloscope	1
N2873A	Passive probe (included in scope)	2

2. V-Series

Product name	Description	Qty
Any model of V-Series scope	V-Series oscilloscope	1
N5449A	High impedance adopter and passive probe	2

3. 9000 Series

Product name	Description	Qty
Any model of 9000 Series scope	9000 Series oscilloscope	1
N2873A	Passive probe (included in scope)	2

4. 90000 Series

Product name	Description	Qty
Any model of 90000 Series scope	90000 Series oscilloscope	1
E2697A	High impedance adopter and passive probe	2

5. Q-Series

Product name	Description	Qty
Any model of Q-Series scope	Q-Series oscilloscope	1
N5449A	High impedance adopter and passive probe	2




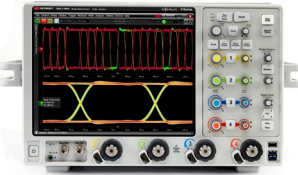





6. Z-Series

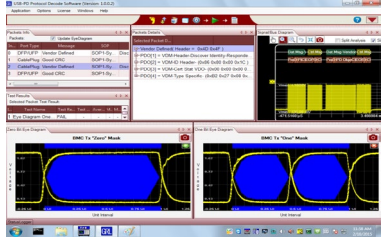
Product name	Description	Qty
Any model of Z-Series scope	Z-Series oscilloscope	1
N5449A	High impedance adopter and passive probe	2

Order Configuration (Continued)

Common configuration for consumer

Product name	Description	Qty
N8840A	PD compliance software	1
N6705B (optional)	Modular power supply frame	1
N6752A (optional)	Power supply module	1
Coupon (optional)	Test fixture	1
PD controller	Power delivery controller	1

Series	Scope	Probe
S-Series		
9000 Series		N2873A x 2 (included)
V-Series		
Q-Series		N5449A x 2
Z-Series		
90000 Series		

Additional products

N8840A x 1

N6705B x 1

N6752A x 1

PD coupon x1

PD controller x 1

Order Configuration (Continued)

Dual-role device

(Requires scope configuration and common configuration)

Scope configuration

1. S-Series

Product name	Description	Qty
Any bandwidth of S-Series scope	S-Series oscilloscope	1
N2873A	Passive probe (included in scope)	2
1147A/N2893A	Current probe	1

2. V-Series

Product name	Description	Qty
Any model of V-Series scope	V-Series oscilloscope	1
N5449A	High impedance adopter and passive probe	3
1147A/N2893A	Current probe	1

3. 9000 Series

Product name	Description	Qty
Any model of 9000 Series scope	9000 Series oscilloscope	1
N2873A	Passive probe (included in scope)	2
1147A/N2893A	Current probe	1

4. 90000 Series

Product name	Description	Qty
Any model of 90000 Series scope	90000 Series oscilloscope	1
E2697A	High impedance adopter and passive probe	3
N2782B/N2893B	Current probe	1
N2279A	Current probe power supply	1

5. Q-Series

Product name	Description	Qty
Any model of Q-Series scope	Q-Series oscilloscope	1
N5449A	High impedance adopter and passive probe	3
1147A/N2893A	Current probe	1

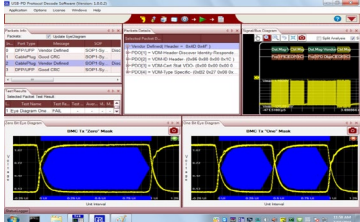



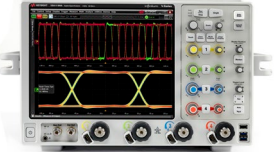







6. Z-Series

Product name	Description	Qty
Any model of Z-Series scope	Z-Series oscilloscope	1
N5449A	High impedance adopter and passive probe	3
1147A/N2893A	Current probe	1

Order Configuration (Continued)

Common configuration for DRD

Product name	Description	Qty
N8840A	PD compliance software	1
N3301A	eLoad frame	1
N3303A	eLoad module	1
82357B	USB-GPIB interface	1
N6705B (optional)	Modular power supply frame	1
N6752A (optional)	Power supply module	1
Coupon (optional)	Test fixture	1
PD controller	Power delivery controller	1

Series	Scope	Probe	Additional products
S-Series	 x1	 N2873A x 2 (included)	 N8840A x 1
9000 Series	 x1	 1147A or N2893A x 1	 N3301A x 1
V-Series	 x 1	 N5449A x 3	 N3303A x 1
Q-Series	 x 1		 82357B x1
Z-Series	 x 1		 PD coupon x1
90000 Series	 x 1	 N2697A x 3	 N2782B + N2279A
			 PD controller x 1

Related Literature

Publication title	Publication number
<i>Infiniium 90000 Series Oscilloscopes - Data Sheet</i>	5989-7819EN
<i>Infiniium 9000 Series Oscilloscopes - Data Sheet</i>	5990-3746EN
<i>Infiniium Z-Series Oscilloscopes - Data Sheet</i>	5991-3868EN
<i>Infiniium S-Series High-Definition Oscilloscopes - Data Sheet</i>	5991-3904EN
<i>Infiniium V-Series Oscilloscopes - Data Sheet</i>	5992-0425EN
<i>N7015A and N7016A Type-C Test Fixtures - Data Sheet</i>	5992-1073EN
<i>N8837A USB-PD Protocol Triggering and Decode for Infiniium Series Oscilloscopes - Data Sheet</i>	5992-1207EN



www.axistandard.org

AdvancedTCA® Extensions for Instrumentation and Test (AXIe) is an open standard that extends the AdvancedTCA for general purpose and semiconductor test. Keysight is a founding member of the AXIe consortium. ATCA®, AdvancedTCA®, and the ATCA logo are registered US trademarks of the PCI Industrial Computer Manufacturers Group.



www.lxistandard.org

LAN eXtensions for Instruments puts the power of Ethernet and the Web inside your test systems. Keysight is a founding member of the LXI consortium.



www.pxisa.org

PCI eXtensions for Instrumentation (PXI) modular instrumentation delivers a rugged, PC-based high-performance measurement and automation system.

Download your next insight

Keysight software is downloadable expertise. From first simulation through first customer shipment, we deliver the tools your team needs to accelerate from data to information to actionable insight.

- Electronic design automation (EDA) software
- Application software
- Programming environments
- Utility software



Learn more at


www.keysight.com/find/software

Start with a 30-day free trial.

www.keysight.com/find/free_trials

From Hewlett-Packard through Agilent to Keysight

For more than 75 years, we've been helping you unlock measurement insights. Our unique combination of hardware, software and people can help you reach your next breakthrough. **Unlocking measurement insights since 1939.**



1939

THE FUTURE

myKeysight

myKeysight

www.keysight.com/find/mykeysight

A personalized view into the information most relevant to you.

Three-Year Warranty

www.keysight.com/find/ThreeYearWarranty

Keysight's committed to superior product quality and lower total cost of ownership. Keysight is the only test and measurement company with three-year warranty standard on all instruments, worldwide. And, we provide a one-year warranty on many accessories, calibration devices, systems and custom products.

Keysight Assurance Plans

www.keysight.com/find/AssurancePlans

Up to ten years of protection and no budgetary surprises to ensure your instruments are operating to specification, so you can rely on accurate measurements.

Keysight Infoline

www.keysight.com/find/service

Keysight Infoline

Keysight's insight to best in class information management. Free access to your Keysight equipment company reports and e-library.

Keysight Channel Partners

www.keysight.com/find/channelpartners

Get the best of both worlds: Keysight's measurement expertise and product breadth, combined with channel partner convenience.

www.keysight.com/find/n8840a

For more information on Keysight Technologies' products, applications or services, please contact your local Keysight office. The complete list is available at: www.keysight.com/find/contactus

Americas

Canada	(877) 894 4414
Brazil	55 11 3351 7010
Mexico	001 800 254 2440
United States	(800) 829 4444

Asia Pacific

Australia	1 800 629 485
China	800 810 0189
Hong Kong	800 938 693
India	1 800 11 2626
Japan	0120 (421) 345
Korea	080 769 0800
Malaysia	1 800 888 848
Singapore	1 800 375 8100
Taiwan	0800 047 866
Other AP Countries	(65) 6375 8100

Europe & Middle East

Austria	0800 001122
Belgium	0800 58580
Finland	0800 523252
France	0805 980333
Germany	0800 6270999
Ireland	1800 832700
Israel	1 809 343051
Italy	800 599100
Luxembourg	+32 800 58580
Netherlands	0800 0233200
Russia	8800 5009286
Spain	800 000154
Sweden	0200 882255
Switzerland	0800 805353
	Opt. 1 (DE)
	Opt. 2 (FR)
	Opt. 3 (IT)
United Kingdom	0800 0260637

For other unlisted countries:
www.keysight.com/find/contactus
(BP-02-10-16)

DEKRA Certified
ISO 9001 Quality Management System

www.keysight.com/go/quality
Keysight Technologies, Inc.
DEKRA Certified ISO 9001:2015
Quality Management System